

# COMBINATION LOCK M224, 4-DIGITS MASTER KEY AND CODE FINDER

- high quality furniture fittings



**Application:**  
For drawers and cabinets.

**Accessories for one set:**  
1 lock body  
72,8 x 42,8 x 25,3 mm L/W/D  
1 cam plate c.e: 32 mm (steel)  
1 spring mounting clip (steel)

**Specifications:**  
ABS lock housing  
Cylinder inner core made of zamak  
4 digits fom 0-9  
90° turn - right hand  
With master key and code finder

Item No.: # 14.08.259

Application for metal or wooden panel by optional back plates.


For metal Item No.: # 14.08.247

For wood Item No.: # 14.08.248

Master key Item No.: # 14.08.250

180° turn - right hand:

Item No.: # 14.08.258



## SETTING YOUR PERSONAL COMBINATION

Your new resettable combination Cabinet Lock is preset at 0-0-0-0. (Even though dials may appear in other numbers).

To reset the combination:

### Step 1

Leave the dials at preset combination 0-0-0-0.

### Step 2

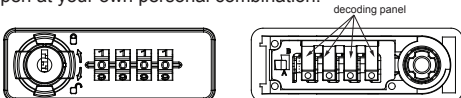
Turn the button clockwise 90° / 180° to the open position.

### Step 3

Push the lever on the back of lock from A to B position. Set the dials to your own desired combination.

### Step 4

Push the lever back to A position, your lock is now ready to open at your own personal combination.




### Decode function :

Press down the decoding panel, keep holding it.  
Rotate the dial till the decoding panel sink.  
Repeat the same process for all dials, you will get the numbers. (ex:6159)  
Minus 3, it is the preset combination.(ex:3826)



### Remark

**Master key function only for an emergency access.**



For wood Item No.: # 14.08.248



For metal Item No.: # 14.08.247